



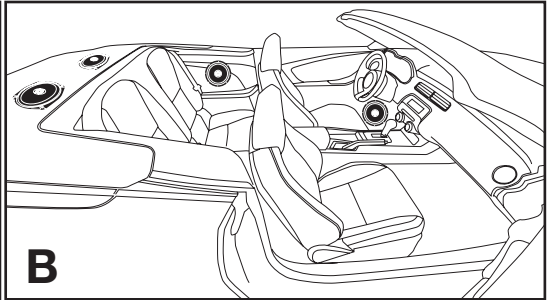
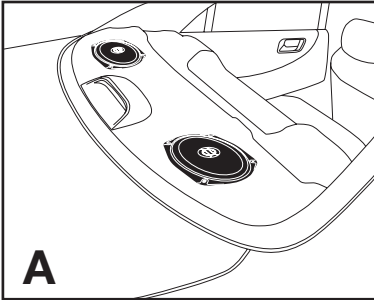
PS-65
PS-69

AUTOSOUND PS-SERIES SPEAKERS

Application Guide

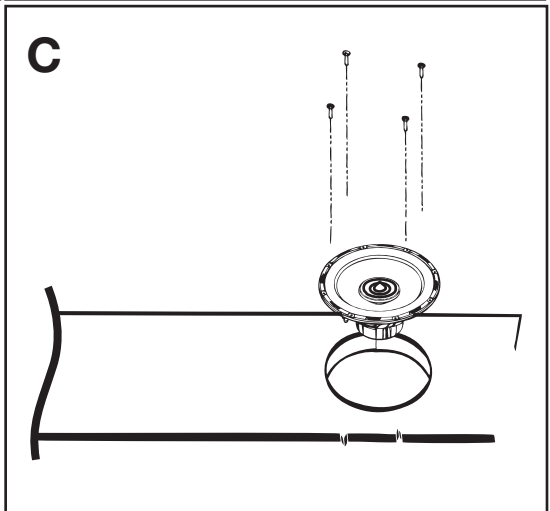
Please read through this manual to familiarize yourself with your new speakers. Should your PowerBass Autosound speakers ever require service, you will need to have the original dated receipt.

EXAMPLES OF MOUNTING



Mounting Options

- A: Rear Deck Mounting
- B: Multiple Mounting
- C: Dash Mounting



DASH MOUNTING

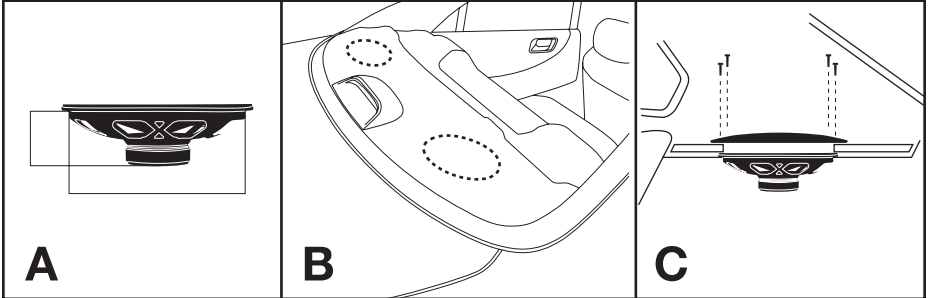
Some vehicles use dash speakers in which case the PowerBass PS-series has been designed as a drop-in replacement. This may require removal of the front dash or OEM grill.

DOOR MOUNTING

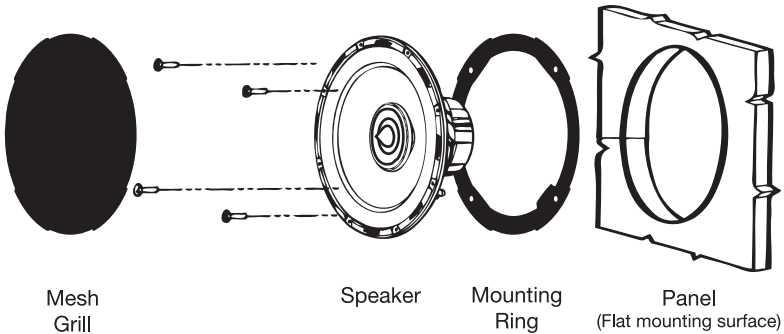
When checking for possible speaker locations in the doors, check the operation of the window and all of the door assemblies. Always cycle the windows all the way up and down before mounting. Many vehicles use a stabilizer stop in between the door and door jamb. This bar prevents the door from opening too far. Be sure this will not affect speaker placement and damage the speaker when you close the door.

REAR DECK MOUNTING

In rear deck or package tray installations, carefully check the operation of the trunk suspension springs or tension bars. These tension bars move when the trunk opens and closes, so make sure speaker installation does not interfere with this mechanism. Also, when installing the speakers near a rear window check to make sure there is plenty of access to secure the mounting screws.



- A: Speaker mounting depth and hole cutout diameter (See enclosed mounting template).
- B: Cut hole using saber saw/ utility knife.
- C: Connect wiring to speaker terminals. Make sure of polarity (+)positive (-)ground. Using a philips screwdriver secure speakers and mounting ring (if applicable).



SPECIFICATIONS FOR POWERBASS PS-SERIES SPEAKERS

(Due to Constant Improvements, Specifications and Parameters are subject to change without notice.)

Model	Size	Nominal Impedance	Frequency Response	Sensitivity 1W/1M	Magnet Size	Mounting Depth	Power RMS/ Peak
PS-65	6.5"	4-ohm	60Hz-20kHz	87dB	5.5 oz.	1.71"	30W/90W
PS-69	6x9"	4-ohm	50Hz-20kHz	90dB	11.4 oz.	3.11"	40W/120W

This manual is the exclusive property of PowerBass USA, Inc. Any reproduction of this manual, or use other than its intentions is strictly prohibited without the express consent of PowerBass USA, Inc.

Copyright 2015 PowerBass USA, Inc.

POWERBASS AUTOSOUND LIMITED WARRANTY POLICY

PowerBass USA, Inc. offers limited warranty on PowerBass products under normal use on the following terms:

PowerBass Autosound Speakers are to be free of defects in material and workmanship for a period of one (1) year.

This warranty applies only to PowerBass products sold to consumers by Authorized PowerBass Dealers in the United States of America. Products purchased by consumers from a PowerBass dealer in another country are covered only by that country's Distributor and not by PowerBass USA.

This warranty covers only the original purchaser of PowerBass product. In order to receive service, the purchaser must provide PowerBass with the receipt stating the consumer name, dealer, product and date of purchase.

Products found to be defective during the warranty period will be repaired or replaced (with a product deemed to be equivalent) at PowerBass's discretion and will not be liable for incidental or consequential damages. PowerBass will not warranty this product under the following situations:

- **Speakers received with bent frames or water damage**
- **Abuse such as holes in the cone, surround or ripped spider**
- **Voice coil damage due to amplifier clipping or distortion**
- **Product that has not been installed according to this owners manual**

Any implied warranties including warranties of fitness for use and merchantability are limited in duration to the period of the express warranty set forth above. Some states do not allow limitations on the length of an implied warranty, so this limitation may not apply. No person is authorized to assume for PowerBass any other liability in connection with the sale of this product.

Please call (909) 923-3868 for PowerBass Customer Service. You must obtain an RA# (Return Authorization Number) to return any product to PowerBass. The RA number must be prominently marked on the outside of the shipping carton or the delivery will be refused. Please pack your return carefully; we are not responsible for items damaged in shipping. Return the defective product along with a copy of the original dated retail sales receipt, plus \$12.00 for handling and diagnostic evaluation to:

**PowerBass USA, Inc.,
Attn: Returns (RA# _____)
2133 S. Green Privado Ontario, CA 91761**

Residents of HI, AK and US territories will be charged for return shipping. All inquires regarding service and warranty should be sent to the above address.

Removed or altered serial numbers will void this warranty

FOR SUPPORT, CALL (909) 923-3868 MONDAY- FRIDAY 8:30 AM - 5:30 PM (Pacific Time)